NATIONAL GEOGRAPHIC

Animate Your Ideas

octostudio

Create a project to raise awareness about something you care about.



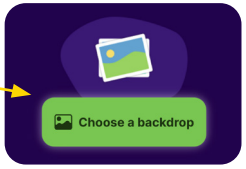

Import it from your device library or take a new photo.

1 Choose a backdrop

Where does it take place? Use a photo or add one from the OctoStudio library to set the scene of your project.



2 Add a character

Who or what will be animated in your project? Draw a character, choose an emoji from the library or take an authorized photo.

3 Add text

Use the text block to add title or captions.

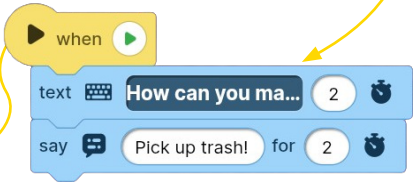

Click on the editable text box to write what you want them to say or the title.

4 Say something

Use coding blocks to make the character share a message. What could they say?

5 Add to your project

You can continue your project by adding other characters, creating other scenes and much more!



6 Share

Share your project as a video, GIF or as an OctoStudio file so others can play your animation!

creative commons

The National Geographic Society is making this content available under a Creative Commons Attribution- NonCommercial- ShareAlike 4.0 International (CC-BY-NC-SA 4.0) license, except as noted. The License excludes the National Geographic Logo (meaning the words National Geographic + the Yellow Border Logo) and any images that are included as part of each content piece. For clarity the Logo and images may not be removed, altered, or changed in any way.