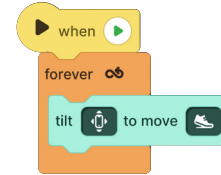
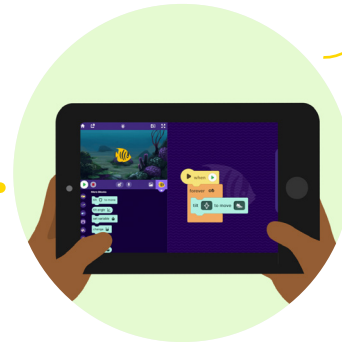


Make a Mini Game

Make a game project in Octostudio about an animal that interests you.



You can draw, use a photo or choose an emoji.



Press play, then tilt your device to try it out.

1 Choose an animal

Choose an animal to feature in your game. Add it as a sprite in OctoStudio.



3 Make the animal move

Use coding blocks to make it move when you tilt your device.



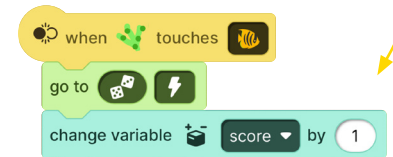
2 Choose a backdrop

Where does your animal live? Choose a backdrop or use a photo.



4 Add another sprite

What is something that this animal seeks in the environment, such as food or shelter? Use a change variable block to add a score when it gets to it.



5 Add to your game

You can add a set variable block to reset your game. You can also add a sprite to avoid and subtract from the score.



6 Share

Share your project as a video, GIF or as an OctoStudio file so others can play your game.